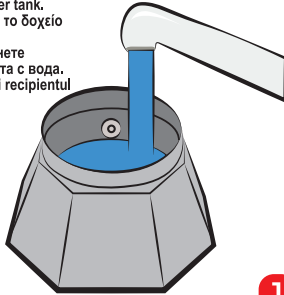


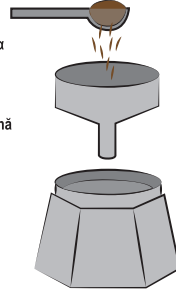
Coffee Maker- Instructions • Μητρική espresso-Οδηγίες  
 Кафеварка за espresso-Инструкции за употреба•Aparat Espresso-Instrucțiuni

Fill water tank.  
 Γεμίστε το δοχείο  
 νερού.  
 Напълнете  
 основата с вода.  
 Umpleți recipientul  
 cu apă.




1

Add medium fine  
 coffee.  
 Προσθέστε μέτρια  
 αλεσμένο καφέ.  
 Напълнете  
 филтъра със  
 смялно кафе.  
 Adăugați cafea fină  
 medie.

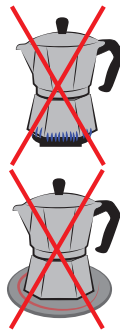


2

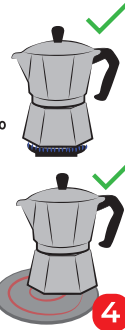
Reassemble correctly.  
 Види́те σωστά.  
 Завийте добре  
 горната част на  
 кафеварката.  
 Înșurubați corect.




3



Place on heat.  
 Τοποθετήστε στο  
 μάτι.  
 Поставете на  
 котлона.  
 Puneți aparatul  
 pe aragaz.



4



Your coffee will be ready in a few minutes.  
 Ο καφές σας θα είναι έτοιμος σε λίγα λεπτά.  
 Кафето ви ще е готово след няколко минути.  
 Cafeaua dvs. va fi gata în câteva minute.

5



Enjoy!  
 Καλή  
 απόλαυση!

Насладете се на чаша ароматно  
 кафе.  
 Savurați!

6